

MULTIMODEL RECOGNITION SYSTEM BASED ON FACE, IRIS AND PALM PRINT WITH FUSION

¹*S. Suresh Babu, ²Ch. Lakshmi Prasanna, ³G.V.J.N.S.L. Kumari, ⁴K. Anusha,
⁵K. Padmaja

¹Associate Professor, Dept of CSE, Kallam HaranadhaReddy Institute of Technology.

^{2,3,4,5}B.Tech Student, Dept of CSE, Kallam HaranadhaReddy Institute of Technology.

Article Received on 11/08/2021

Article Revised on 01/09/2021

Article Accepted on 22/09/2021

*Corresponding Author

S. Suresh Babu

Associate Professor, Dept of
CSE, Kallam
HaranadhaReddy Institute
of Technology.

ABSTRACT

This undertaking presents combination of three biometric characteristics, for example iris, face and finger impression, at coordinating with center level design utilizing weighted amount of score method. The provisions are removed from the pre-prepared pictures of iris, face and palm print. These provisions of a question

picture are contrasted and those of an information base picture to get coordinating with scores. The singular scores produced in the wake of coordinating are passed to the combination module. This module comprises of three significant advances for example Pre-Processing, DWT division and Image combination. The last combination is the used to announce the personas Authenticate or Un-Authenticate with Secret Key Analysis. Downsides of existing frameworks are, division of the deduction brings about y-pivot activity will likewise lessen the contrast between two neighboring pixels. So we can't get exact edges and the advantages of proposed framework

- Sequential Haar coefficient requires just two bytes to store every one of the extricated coefficients.
- The retraction of the division in deduction results evades the utilization of decimal numbers while safeguarding the distinction between two neighboring pixels.
- This framework gives greater security contrasted with uni-modular framework in light of two biometric highlights.

KEYWORDS: Face Recognition, Iris Recognition, Plam Print, Fusion, Biometrics, DWT Segmentation.

I. INTRODUCTION

The recognition of objects in an image. This interaction would most likely beginning with picture handling procedures, for example, commotion evacuation, trailed by (low-level) include extraction to find lines, districts and potentially regions with specific surfaces. The shrewd bit is to decipher assortments of these shapes as single articles, for example vehicles on a street, boxes on a transport line or harmful cells on a magnifying instrument slide. One explanation this is an AI issue is that an article can show up altogether different when seen from various points or under various lighting. Another issue is choosing what provisions have a place with what article and which are foundation or shadows and so forth the human visual framework plays out these errands for the most part unwittingly however a PC requires expertise full programming and bunches of handling ability to move toward human execution.

Controlling information as a picture through a few potential. The iris (plural: irises or irises) is a dainty, round structure in the eye, liable for controlling the width and size of the student and along these lines the measure of light arriving at the retina. The shade of the iris is regularly alluded to as "eye tone" .Iris acknowledgment is the most common way of perceiving an individual by examining the irregular example of the iris (Figure: 1).The robotized technique for iris acknowledgment is moderately youthful, existing in patent just since in 1994. The human iris, an annular district situated around the student and covered by the cornea can give autonomous and interesting data of an individual.

Palm print Image Database (or CASIA-Palm print for short) contains 5,502 palm print pictures caught from 312 subjects. For each subject, we gather palm print pictures from both left and right palms. All palm print pictures are 8 bit dim level JPEG records by our self-created face acknowledgment gadget. In our gadget, there are no stakes to limit stances and places of palms. Subjects are needed to place his face into the gadget and lay it on a uniform-hued foundation. The gadget supplies an equally circulated brightening and catches palm print pictures utilizing a CMOS camera fixed on the highest point of the gadget and finger impression it takes the natural components of an individual. Finger impression Recognition System has high worthiness, permanence, alludes to the industriousness of the finger impression over the long haul, and distinction, and alludes to the uniqueness of edge

subtleties across people. The fingerprints made by that rubbing edge structure. A unique mark in its tight sense is an effect had by the grating edges of a human finger. In a more extensive utilization of the term, fingerprints are the hints of an impression from the grating edges of any piece of a human.

1.1 Facial Recognition

A facial acknowledgment framework is a PC application fit for recognizing or checking an individual from an advanced picture or a video outline from a video source. One of the approaches to do this is by looking at chosen facial elements from the picture and a facial information base.

It is commonly utilized in security frameworks and can measure up to other biometrics, for example, unique mark or eye iris acknowledgment frameworks. As of late, it has additionally become well known as a business recognizable proof and showcasing apparatus

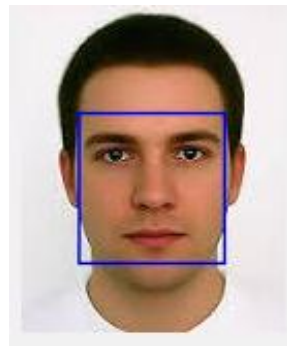


Figure 1: Random pattern of the iris.

1.2 Techniques for face recognition

1.2.1 Traditional

Some facial acknowledgment calculations recognize facial elements by extricating tourist spots, or components, from a picture of the subject's face. For instance, a calculation might examine the relative position, size, and additionally state of the eyes, nose, cheekbones, and jaw. These components are then used to look for different pictures with coordinating features.^[4] Other calculations standardize a display of face pictures and afterward pack the face information, just saving the information in the picture that is valuable for face acknowledgment. A test picture is then contrasted and the face information. One of the soonest fruitful frameworks depends on layout coordinating with procedures applied to a bunch of notable facial provisions, giving a kind of packed face portrayal.

Acknowledgment calculations can be partitioned into two fundamental methodologies, mathematical, which take a gander at recognizing highlights, or photometric, which is a measurable methodology that distils a picture into qualities and contrasts the qualities and layouts to kill fluctuations.

Well known acknowledgment calculations incorporate Principal Component Analysis utilizing eigen faces, Linear Discriminate Analysis, Elastic Bunch Graph Matching utilizing the Fisher face calculation, the Hidden Markov model, the Multilinear Subspace Learning utilizing tensor portrayal, and the neuronal propelled dynamic connection coordinating.

1.2.2 3-Dimensional recognition

A recently arising pattern, professed to accomplish further developed correctnesses, is three-dimensional face acknowledgment. This procedure utilizes 3D sensors to catch data about the state of a face. This data is then used to recognize particular components on the outer layer of a face, like the shape of the eye attachments, nose, and jawline.

One benefit of 3D facial acknowledgment is that it isn't influenced by changes in lighting like different methods. It can likewise distinguish a face from a scope of survey points, including a profile see. Three-dimensional information focuses from a face unfathomably work on the accuracy of facial acknowledgment. 3D examination is improved by the advancement of modern sensors that make a superior showing of catching 3D face symbolism. The sensors work by extending organized light onto the face. Up to at least twelve of these picture sensors can be put on a similar CMOS chip—every sensor catches an alternate piece of the range.

Indeed, even an ideal 3D coordinating with strategy could be touchy to articulations. For that objective a gathering at the Technion applied devices from metric math to regard articulations as isometrics. An organization called Vision Access made a firm answer for 3D facial acknowledgment. The organization was subsequently procured by the biometric access organization Bioscrypt Inc. Which fostered a rendition known as 3D Fast Pass.?

Another strategy is to acquaint a way with catch a 3D picture by utilizing three following cameras that point at various points; one camera will point at the front of the subject, second one aside, and third one at a point. This load of cameras will cooperate so it can follow a subject's face progressively and have the option to confront distinguish and perceive.

1.2.3 Skin texture analysis

Another arising pattern utilizes the visual subtleties of the skin, as caught in standard advanced or checked pictures. This method, called skin surface investigation, turns the exceptional lines, examples, and spots clear in an individual's skin into a numerical space.

Tests have shown that with the expansion of skin surface examination, execution in perceiving appearances can build 20 to 25 percent.

1.2.4 Thermal cameras

An alternate type of taking information for face acknowledgment is by utilizing warm cameras, by this technique the cameras will just identify the state of the head and it will overlook the subject frill like glasses, caps, or make up. An issue with utilizing warm pictures for face acknowledgment is that the data sets for face acknowledgment are restricted. Diego Socolinsky, and Andrea Selinger (2004) research the utilization of warm face acknowledgment, all things considered, and activity landscapes, and simultaneously construct another data set of warm facial pictures. The exploration utilizes low-touchy, low-goal ferro-electric electrics sensors that are fit for obtain long wave warm infrared (LWIR). The outcomes show that a combination of LWIR and standard visual cameras has the more noteworthy outcomes in outside tests. Indoor outcomes show that visual has 97.05% exactness, while LWIR has 93.93, and the Fusion has 98.40, but on the open air demonstrates visual has 67.06, LWIR 83.03, and combination has 89.02. The review utilized 240 subjects over the time of 10 weeks to make the new data set. The information was gathered on radiant, stormy, and shady days.

1.3 Iris recognition

Iris acknowledgment is a mechanized strategy for biometric recognizable proof that utilizes numerical example acknowledgment procedures on video pictures of either of the irises of a singular's eyes, whose intricate arbitrary examples are one of a kind, stable, and can be seen from some distance.

Retinal examining is an alternate, visual based biometric innovation that utilizes the interesting examples on an individual's retina veins and is frequently mistaken for iris acknowledgment. Iris acknowledgment utilizes camcorder innovation with unpretentious close to infrared brightening to gain pictures of the detail-rich, complex constructions of the iris which are apparent remotely. Advanced formats encoded from these examples by

numerical and measurable calculations permit the ID of an individual or somebody professing to be just person. Databases of enrolled templates are searched by matcher engines at speeds measured in the millions of templates per second per (single-core) CPU, and with remarkably low false match rates.

II. LITERATURE STUDY

Face Spoofing Detection From Single Images Using Micro-Texture Analysis^[1] Z. Akhtar, G. Fumera, G. L. Marcialis, and F. Roli, Current face biometric frameworks are defenseless against parodying assaults. A mocking assault happens when an individual attempts to take on the appearance of another person by distorting information and accordingly acquiring ill-conceived admittance. Roused by picture quality evaluation, portrayal of printing relics, and contrasts in light reflection, we propose to move toward the issue of parodying discovery according to surface investigation perspective. To be sure, face prints normally contain printing quality deformities that can be very much distinguished utilizing surface components.

Consequently, we present an original methodology dependent on dissecting facial picture surfaces for distinguishing whether there is a live individual before the camera or a face print. The proposed approach examines the surface of the facial pictures utilizing multi-scale nearby double examples (LBP). Contrasted with numerous past works, our proposed approach is powerful, computationally, quick and doesn't need client collaboration. Moreover, the surface provisions that are utilized for ridiculing location can likewise be utilized for face acknowledgment. This gives a special element space to coupling satirizing identification and face acknowledgment. Broad exploratory investigation on an openly accessible data set showed superb outcomes contrasted with existing works.

Palm Liveness Detection Based on Quality Measures, Globally, Javier and Alonso-Fernandez, Fernando and Fierrez, Julian and Ortega-Garcia, Javier.^[2] Another palm definition for liveness recognition dependent on quality measures is introduced. The clever list of capabilities is utilized in a total liveness recognition framework and tried on the improvement set of the LivDET contest, containing more than 4,500 genuine and phony pictures gained with three distinct optical sensors. The proposed arrangement ends up being hearty to the multi-sensor situation, and presents a general pace of 93% of effectively ordered examples. Ghazel Albakri and Sharifa Alghowinem^[3] Furthermore, the liveness recognition strategy

introduced enjoys the additional upper hand over recently concentrated on methods of requiring only one picture from a finger to choose whether it is genuine or counterfeit.

Iris acknowledgment with gabor channels, Mr. R.Ramprasad, Mrs. C. Rajapriya, Mr. S.Senthilvel.^[4] Programmed Iris Recognition System is dependable for programmed individual identification. This research is an endeavor to perceive and recognize iris among numerous that were put away in Database. It is made out of iris picture procurement, picture preprocessing, highlight extraction dependent on surface investigation utilizing bank of gabor channels to catch both neighborhood and worldwide subtleties in an iris, the element esteem is the Average Absolute Deviation (AAD) of each separated picture comprises the parts of our component vector. These elements are organized to shape include vector (IrisCodes). Iris ID (coordinating with measure) in light of the Euclidean distance the new info IrisCode is coordinated with formats IrisCode put away in the data set to acquire distinctive coordinating with scores. So the Score degree can decide the real or faker individual. The Database can show data (individual name, Iris picture) about any handled iris.

Iris Recognition Using Gabor Filters and the Fractal Dimension, Tsai, Chung-Chih et al.^[5] Iris acknowledgment is an arising noninvasive biometric innovation. The iris is truly appropriate for the check and the ID of people because of its unmistakable and stable spatial examples. In this paper, we propose a compelling iris acknowledgment calculation which takes on a bank of Gabor channels joined with the assessed fractal measurement. After the preprocessing method, the standardized successful iris locale is deteriorated by various recurrence areas by the multi-channel Gabor channels. The surface data of the sifted pictures is gotten by means of the differential box-counting technique. A component choice plan is then taken on to eliminate the irrelevant provisions to lessen the measure of information and work on the exhibition. The exploratory outcomes on the CASIA data set show that the proposed technique has an extremely high acknowledgment rate.

Producing engineered irises by highlight agglomeration, Lubos Omelina, Jozef Goga, Jarmila Pavlovicova, Milos Oravec, Bart Jansen.^[6] We propose a procedure to make advanced interpretations of iris pictures that can be utilized to assess the exhibition of iris acknowledgment calculations. The proposed plot is executed in two phases. In the principal stage, a Markov Random Field model is utilized to create a foundation surface addressing the worldwide iris appearance. In the following stage an assortment of iris highlights, viz., outspread and concentric wrinkles, collarete and graves, are produced and inserted in the

surface field. The iris pictures combined thusly are seen to look similar to genuine irises. Tests affirm the capability of this plan to create an information base of engineered irises that can be utilized to assess iris acknowledgment calculations.

III. PROPOSED METHOD

Human confirmation frameworks are turning out to be more significant as government and companies overall convey them in such plans as access and boundary control, driving permit enrollment, and public ID card plans. "Biometrics" is gotten from the Greek words bio (life) and metric (to gauge). The iris has special provisions and is sufficiently perplexing to be utilized as a biometric signature. It implies that the likelihood of discovering two individuals with indistinguishable iris patterns is right around nothing. As per Flom and Safir the likelihood of presence of two comparative irises on particular people is 1 out of 1072.

The DWT is utilized for iris acknowledgment proposes. The proposed iris acknowledgment framework is intended to deal with loud conditions as well as could be expected varieties in light and camera to confront distance. The information picture is preprocessed to separate the piece containing iris and afterward the elements are removed utilizing DWT. The iris is very much ensured inward organ of the eye, situated behind the cornea and the fluid humor, yet before the focal point. The human iris starts to form during the third month of growth. The construction is finished by the multi month of growth, however pigmentation proceeds into the principal year after birth. It is steady, dependable and is irrelevant to wellbeing or the climate.

The iris develops from the ciliary body and its tone is given by the measure of shade and by the thickness of the iris tissue that implies from blue to dark. The iris is a defensive inside organ of the eye. It is effectively noticeable from yards away as a shaded plate, behind the reasonable defensive window of the cornea.

SYSTEM ARCHITECTURE

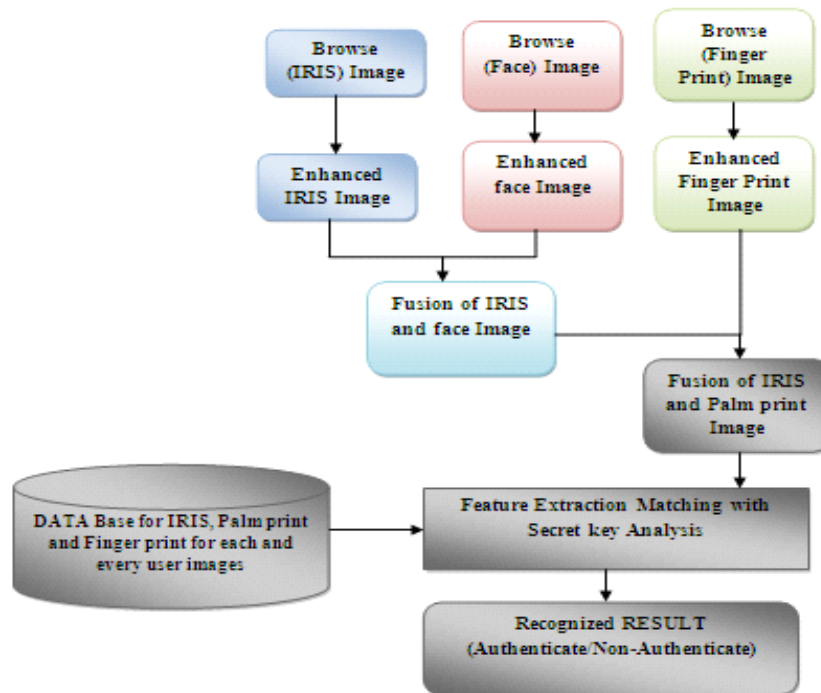


Figure 2: Proposed System Architecture.

METHODOLOGY

Multimodal recognition requires 8 main steps-

- a. Input Image Selection
- b. Grayscale Conversion Process
- c. DWT Segmentation
- d. Fusion Technique
- e. Feature Extraction Process

a. Input Image Selection

Digital images of melanoma and harmless nevi were gathered in JPEG design from various sources adding up to 72, half melanoma and half harmless. MATLAB's Wavelet Toolbox just backings recorded pictures with straight monotonic shading maps so the RGB pictures were changed over to grayscale pictures. The following stage in the process was to fragment the sore from the encompassing skin. Since a reasonable shading differentiation existed among sore and skin, thresholding was truly appropriate for this assignment. A high contrast picture was delivered and its size expanded by six pixels all around to remember the whole boundary area for the fragmented picture.

- An picture can be characterized as a two-dimensional sign (simple or computerized), that contains power (grayscale), or shading data organized along a x and y spatial pivot.
- Also it is characterized as assortment of pixels.
- Mathematically it characterized as far as Matrix (m x n)
- Pixels – it is point that is having location(x, y) and value(I)
- Two Coordinates – Spatial and Pixel Coordinates
- An picture is an image that has been made or replicated and put away in electronic structure. A picture can be portrayed as far as vector designs or raster illustrations.

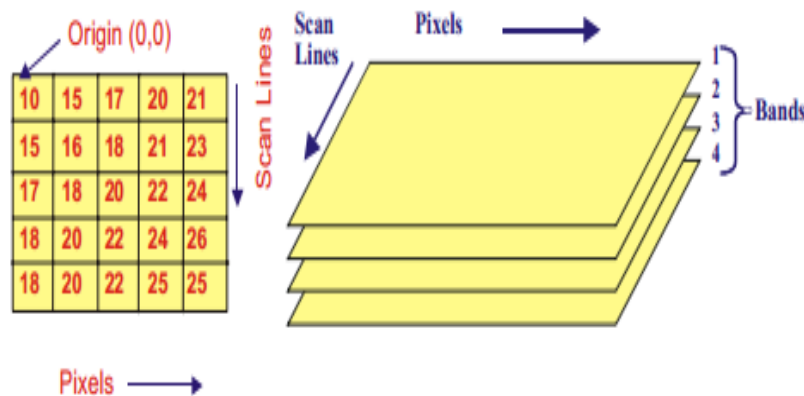


Figure 3: Plane Separation Process.

While displaying the different bands of a multispectral data set, images obtained in different bands is displayed in image planes (other than their own) the colour composite is regarded as False Colour Composite (FCC).



Figure 4: False Colour Composite (FCC).

b. Grayscale Conversion Process

rgb2gray (rgb) changes over the genuine nature picture RGB to the grayscale picture 1. The rgb2gray work changes over RGB pictures to grayscale by disposing of the shade and immersion data while holding the luminance. In the event that you have Parallel Computing Toolbox™ introduced, rgb2gray can play out this transformation. Red, green, and blue light are added together in different manners to duplicate a wide exhibit of tones Plane Separation Process

c. Discrete Wavelet Transform segmentation

The wavelet change (WT) has acquired far reaching acknowledgment in signal handling and picture pressure. On account of their intrinsic multi-goal nature, wavelet-coding plans are particularly reasonable for applications where versatility and average debasement are significant Recently the JPEG council has delivered its new picture coding standard, JPEG-2000, which has been founded on DWT . Wavelet change breaks down a sign into a bunch of fundamental capacities. These premise capacities are called wavelets are gotten from a solitary model wavelet $y(t)$ called mother wavelet by expansions and moving:

$$\psi_{a,b}(t) = \frac{1}{\sqrt{a}} \psi\left(\frac{t-b}{a}\right)$$

Where a is the scaling parameter and b is the shifting parameter

Disadvantages of DWT

1. The cost of computing DWT as compared to DCT may be higher.
2. The use of larger DWT basis functions or wavelet filters produces blurring and ringing noise near edge regions in images or video frames
3. Longer compression time
4. Lower quality than JPEG at low compression rate

d. Fusion Process

In PC vision, Multi sensor Image combination is the method involved with consolidating pertinent data from at least two pictures into a solitary picture. The subsequent picture will be more useful than any of the information pictures.

In remote detecting applications, the expanding accessibility of room borne sensors gives an inspiration for various picture combination calculations. A few circumstances in picture preparing require high spatial and high otherworldly goal in a solitary picture. The vast majority of the accessible gear isn't fit for giving such information convincingly. Picture combination procedures permit the incorporation of various data sources. The combined picture can have corresponding spatial and ghastly goal attributes. Be that as it may, the standard picture combination strategies can mutilate the otherworldly data of the multispectral information while consolidating.

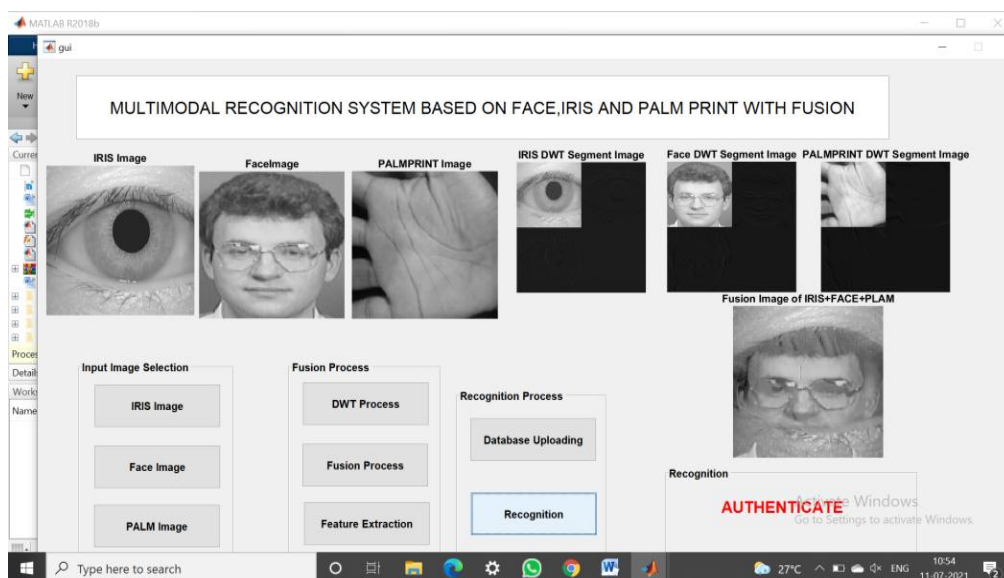
In satellite imaging, two sorts of pictures are accessible. The panchromatic picture gained by satellites is sent with the greatest goal accessible and the multispectral information are communicated with coarser goal. This will for the most part be two or multiple times lower. At the beneficiary station, the panchromatic picture is converged with the multispectral information to pass on more data.

e. Feature Extraction

Entropy:- Hence, for every surface element, we get a co-event framework. These co-event lattices address the spatial dissemination and the reliance of the dim levels inside a neighborhood. Each (i,j)th passage in the lattices, addresses the likelihood of moving between different pixel with a dim degree of 'is' with a dim degree of 'j' under a predefined distance and point. From these networks, sets of factual measures are processed, called highlight vectors.

IV. RESULT

Open the matlab application, write your code error free and run the code for execution. After successfully executing the code, Select the iris image from the data base by clicking on the "iris image" in input image selection. Now select the face image from the data base by clicking on the "Face Image" in Input Image Selection. And now select the palm print image from the data base by clicking on "Palm image" in Input Image Selection the Select "Dwt process" and "Fusion Process" in Fusion Process. Images will be compared with the images in data base. It gives the out as "AUTHENTICATE" if the images are compiled successfully otherwise "UNAUTHENTICATE".



V. CONCLUSION

From data set, 4 distinctive iris, face and unique mark pictures of 4 people are taken (4 examples of iris, 4 examples of face and 4 examples of finger impression) and code lattice is shaped. By connection and moving the element vector s are combined. At the point when another iris, finger and face picture are introduced as an information, the code grid of the pictures is discovered. Utilizing the component esteems, the example coordinating is performed. In view of this worth, the class to which the new picture has a place with is determined. The acknowledgment execution of iris includes alone utilizing wavelet parcel change. The determined key worth and perceived in outcome utilizing wavelets.

REFERENCE

1. Z. Akhtar, G. Fumera, G. L. Marcialis, and F. Roli, "Evaluation of serial and parallel multibiometric systems under spoofing attacks," in Proc. IEEE 5th Int. Conf. BTAS, Sep., 2012; 283–288.
2. Galbally, Javier & Alonso-Fernandez, Fernando & Fierrez, Julian & Ortega-Garcia, Javier. Fingerprint liveness detection based on quality measures, 2019; 1-8. 10.1109/BIDS.2009.5507534.
3. Ghazel Albakri * and Sharifa Alghowinem, The Effectiveness of Depth Data in Liveness Face Authentication Using 3D Sensor Cameras In Proceedings of the Intelligent Systems Conference 2018 (IntelliSys 2018), London, UK, September 2018; 6–7.
4. Mr. R.Ramprasad, Mrs. C. Rajapriya, Mr. S.Senthilvel, "Biometric Iris Recognition System Using Edge Detection and Gabor Filter for High Security" Advances in Computational Sciences and Technology ISSN 0973-6107, 2019; 12(1): 7-21.

5. Tsai, Chung-Chih et al. "Iris Recognition Using Gabor Filters and the Fractal Dimension." J. Inf. Sci. Eng., 2009; 25: 633-648. DOI:10.6688/JISE.2009.25.2.2019.
6. Lubos Omelina, Jozef Goga, Jarmila Pavlovicova, Milos Oravec, Bart Jansen," A survey of iris datasets, Image and Vision Computing, 2021; 108: 104109, ISSN 0262-8856, <https://doi.org/10.1016/j.imavis.2021.104109>.