

A COMPARATIVE STUDY OF STOCK VISUALIZING AND FORECASTING

¹Dr. Manju Bargavi S.K. and ^{2*}Subin Lalu A.

¹Professor, School of CS & IT, Jain (Deemed-to-be-University), Bangalore, India.

²MCA, School of CS & IT, Jain (Deemed-to-be-University), Bangalore, India.

Article Received on 11/02/2022

Article Revised on 03/03/2022

Article Accepted on 24/03/2022

*Corresponding Author

Subin Lalu A.

MCA, School of CS & IT,
Jain (Deemed-to-be-
University), Bangalore,
India.

ABSTRACT

The stock worth prediction could be a fashionable and vital topic in monetary and educational studies. Share Market is associated untidy place for predicting since there are not any important rules to estimate or predict the value of a share within the share market. several ways like technical analysis, basic analysis, statistic analysis, applied

mathematics analysis, fundamental analysis, etc. are all won't conceive to predict the worth within the share market however none of those ways proved as a systematically acceptable prediction tool. during this paper, we are going to conceive to implement, predict and analyze exchange costs. Artificial Neural networks and Machine Learning are effective tools for the implementation of prediction stock costs, returns, and stock modeling. With the assistance of applied mathematics analysis, the relation between the chosen factors and share worth is developed which may facilitate the prediction of correct results. Although the share market will never be foreseen thanks to its imprecise domain, this paper aims at applying the construct of prediction and analysis of information for predicting the stock costs.

KEYWORDS: Analysis; Artificial Neural; Forecasting; Modelling; Machine Learning; Predicting.

1. INTRODUCTION

Investment corporations, hedge funds, and even people are mistreatment monetary models to own a much better understanding of the market behavior and create a profitable investment into the trades. a great deal knowledge of knowledge} concerning stock data fluctuations in a

gift for analysis and process. Is predicting stock costs mistreatment machine learning extremely associated economical choice? Investors take calculated guesses by analyzing knowledge. They scan the news, study the corporate history, business trends, and different variant variables that get in creating a prediction.

The prevailing theory is that stock costs are unit whole random and unpredictable. This raises the question of why high corporations like Morgan Stanley and Citigroup rent quantitative analysts to create prophetic models. This paper seeks to utilize Deep Learning models, LongShort Term Memory (LSTM) Neural Networks, to predict stock costs. For knowledge with time-frames repeated neural networks (RNNs) are available handy however recent research has shown that LSTM, networks area unit the foremost standard and helpful variants of RNNs. A business could become prone to market fluctuations on the far side of your management - together with market sentiment, economic conditions, or developments in your sector.

2. LITERATURE REVIEW

One integral part of maintaining consistency is the literature survey It's the crucial steps to be followed within the development method. package Development desires legitimacy of the resources and also the availableness of an equivalent. This half helps in discovering the content that has been worked on and finding the employment and also the implementation of an equivalent in today's time. The key issue to the event is the economy and also the strength of the merchandise. Once the innovation of an equivalent undergoes through the building part the support and also the resource flow square measure to be monitored and computed. this is often additionally referred to as the analysis part wherever all the analysis is embedded and done to hold the flow.

MACHINE LEARNING

One of the best words detected in today's time is Machine Learning. whether or not it's at work or in several places machine learning has been an Associate Nursing integral part of today's technology. although its revolutionizing and developing at a fast rate and development and readying of constant continues to be current. Machine learning itself had brought random changes in today's world due to that automation is within the frame that was a mere existence within the past.

It's Associate in the Nursing aspiring term in today's time. one amongst the moves that each one of the companies has an interest in. It's a number one pillar for tomorrow leading the planet to a stronger way forward for evolution wherever the customization and labor work is reduced to 0.5 and therefore the safety of the survival withheld to face tall for the higher utilization of the human mind. Keeping that within the image it's been a hazard to several additional in terms of disregardless field of interest.

Since the Machine is taken into account the foremost economical and therefore the level of mistakes is unbroken at the minimum the extent of advancement is a piece of hazard and additional improvement on constant could produce thousands sitting idle in-home making a bigger impact on state and keep. that is different could be a threat to society too. cc is the abbreviation for Machine Learning. In another word, it's creating an individual's mind work within a machine that uses constantly to perform the task of thousand.

Machine Learning deals with the upper aspects of learning techniques and algorithms that square measure extremely aligned create the advancement seamlessly easy with the human tendency of doing work. Algorithms of such square measure improvising in nature that learns by themselves and works themselves within the world of impairment by obtaining the specified information and adjusting with constant giving the effective results out of constant. ML could be a subsidiary or the set of Associate in Nursing AI(Artificial Intelligence). it's a mathematical model wherever the computation of the take a look at cases plays a significant role in driving the results. a good level of machine learning design is enforced nowadays to show on the yield issue and build people's life additional economical in terms of the keep. numerous use of such in Message Filtering like spam, Trash automation is automatic and dispensed by constant. Since potency is far quite an individual's tendency. Multi-tasking and process are initiated by constant giving a twin output that individuals will ne'er presumably be ready to. Statistics could be a key role in driving machine learning within the figure. It deals with computation of statistics during a big selection read and process constantly to provide a data-driven output inflicting it additional smart and resources in a position. Not solely do constant it optimizes the resources and therefore the potency is unbitable and reliable in terms of any suggests that. although it's being evolutionary it's integrated itself well with the terms of process and digitalization. numerous process fields like data processing, applied math Analysis, improvement of resources, Automation square measure a significant

part of it. Here the machine will method the result on its own as same because the human bring.

This method is the instigator also because the derived. The applied math flow is principally affordable with the information-driven patterns even the unstructured or the semi-structured data is processed and approximate answers to constants are derived. All the equations square measure derived and therefore the nearest worth to its aligned field is found and therefore the proximity is set. Traditional approaches to stock exchange analysis and stock value prediction embody elementary analysis, that appearance at a stock's past performance and therefore the general quality of the corporate itself, and applied math analysis, that is exclusively involved with computing and distinctive patterns available value variation. Then predictions were achieved with the assistance of Genetic Algorithms (GA) or Artificial Neural Networks (ANNs), however, these fail to capture the correlation between stock costs within the type of long temporal dependencies.

Another major issue with the mistreatment of easy ANNs for stock prediction is that the development of exploding/vanishing gradient, wherever the weights of an oversized network either become large or too tiny (respectively), drastically speed their convergence to the optimum worth. this is often usually caused by 2 factors: weights are initialized willy-nilly, and {also the} weights nearer to the tip of the network also tend to alter loads over those at the start. An alternative approach to stock exchange analysis is to scale back the size of the computer file and apply feature choice algorithms to rate a core set of options (such as GDP, oil price, rate of inflation, etc.) that have the best impact on stock costs or currency exchange rates across markets. However, this technique doesn't think about future commercialism methods because it fails to require the whole history of trends into account; what is more, there's no provision for outlier detection.

We have used the Matplotlib python package for the initial graphing of the information set. this is often the hysterical knowledge planned in scale. The options area unit variety of days and also the gap worth at day after day.

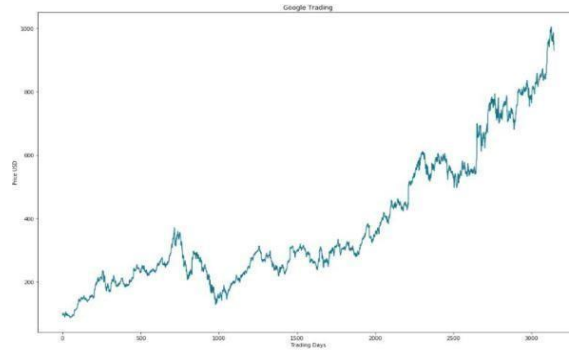


Fig-1: Visualisation of processed hysterical information fetched from the API

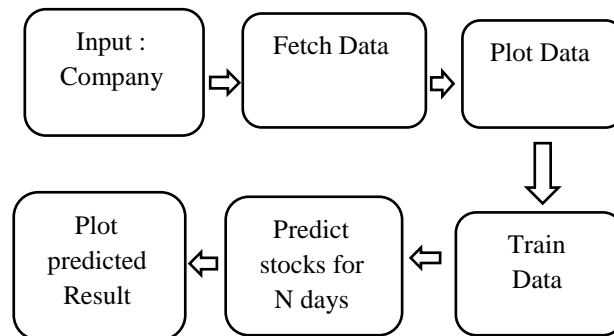


Fig 2: Flow of the system.

The goal of this paper was to review time-series information and explore several choices as a potential to accurately predict the Stock value. In our study, we've found that continual Neural Nets (RNN) that area units used specifically for sequence and pattern learning. As they're networks with loops in them, permitting info to persist and therefore the ability to study the info accurately. continual Neural Nets have vanishing Gradient descent drawback that doesn't enable it to find out from past information as was expected. The remedy of this drawback was solved in Long-Short Term Memory Networks, sometimes referred to as LSTMs. These area units a special reasonably RNN, capable of learning long-run dependencies. In addition to adjusting the design of the Neural Network, the subsequent full set of parameters are often tuned to optimize the prediction model: Methods for Stock Movement Prediction.

The Support Vector Machine (SVM) has long been recognized as having the ability to expeditiously handle high dimensional data and has been shown to perform well on. Therefore, we tend to select the SVM with the linear kernel because of the prediction model. To assess the effectiveness of sentiment analysis on the message boards, six sets of options area unit designed.

The first one used solely the historical costs. the opposite ways incorporated the mood data into the prediction model, Input Parameters, Pre-processing, and standardization., Neural spec, Number of Layers (how several layers of nodes within the Model; used 3), Number of Nodes (how several nodes per layer), Training Parameters, Training / take a look at Split (how a lot of knowledge set to coach Versus take a look at the model on; unbroken constant at seventy-one and twenty-ninth for benchmarks and LSTM model), Batch Size (how several time steps to incorporate throughout a Single coaching step), Optimizer Function: Mean operation done at the tip of prediction to scale The output set back to the vary of expected output Set., Epochs (Number of times for the coaching process).

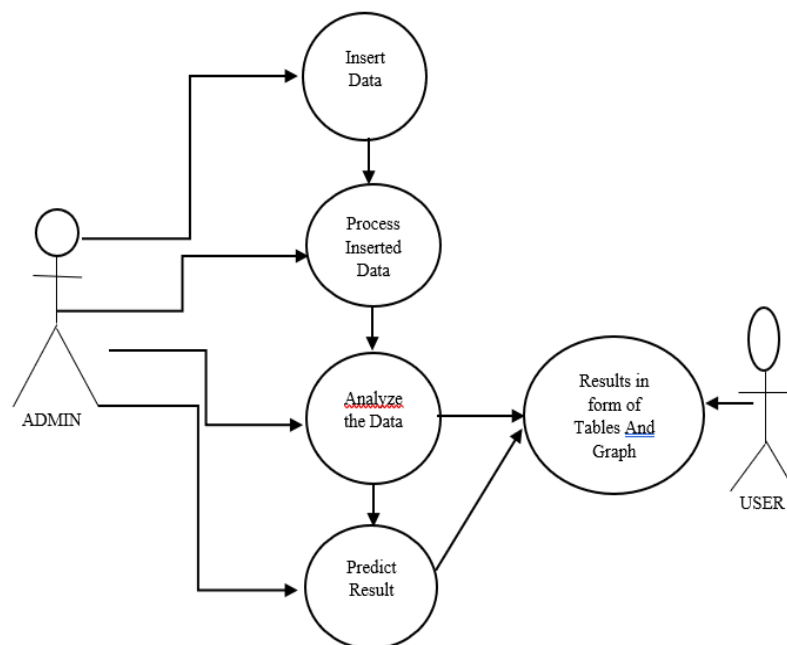


Fig. 3: Steps in our model.

3. CONCLUSIONS

Comparing the benchmark model - regression toward the mean to the ultimate improved LSTM model, the Mean square Error improvement was vital.

The mean equalization is done over-processed LSTM helped North American countries reclaim results and additional correct patterns over hysterical knowledge sets. Predicting stock exchange costs could be a risky trend and might usually result in inaccurate worth predictions chiefly as a result of what number factors it depends upon. This project is

extended and changed in the future by coaching the model on additional options and together with some vital nonnumerical options likewise with the assistance of a subject matter skill.

4. REFERENCES

1. Poonam Somani, Shreyas Talele, Suraj Sawant, “ Stock market prediction using Hidden Markov Model,”. IEEE 7th Joint International Information Technology and Artificial Intelligence Conference, 2004.
2. Mruga Gurjar, Parth Naik, Gururaj Mujumdar “STOCK MARKET PREDICTION USING ANN”, International Research Journal of Engineering and Technology, 2018.
3. Nirbhey Singh Pahwa, Neeha Khalfay, Vidhi Soni, Deepali Vora. “Stock Prediction using Machine Learning a Review Paper”, International Journal of Computer Applications (0975-8887), 2017; 163–5.
4. V Kranthi Sai Reddy, “Stock Market Prediction Using Machine Learning”, International Research Journal of Engineering and Technology, 2018; 05(10).
5. Bhardwaj, Aditya, Yogendra Narayan, and Maitreyee Dutta. Sentiment analysis for Indian stock market prediction using Sensex and nifty. *Procedia Computer Science*, 2015; 70: 85–91.
6. Milosevic, Nikola. Equity Forecast: Predicting Long Term Stock Price Movement Using Machine Learning. arXiv, 2016.
7. K. Senthamarai Kannan, P. Sailapathi Sekar, M.Mohamed Sathik and P. Arumugam, “Financial stock market forecast using data mining Techniques”, Proceedings of the international multiconference of engineers and computer scientists, 2010.
8. Md. Rafiul Hassan and Baikunth Nath, “Stock Market forecasting using Hidden Markov Model: A New Approach”, Proceeding of the 2005 5th International Conference on Intelligent Systems Design and Application 0-7695-2286-06/05, IEEE 2005.
9. Bonde, Ganesh, and Rasheed Khaled. “Extracting the best features for predicting stock prices using machine learning.” Proceedings on the International Conference on Artificial Intelligence (ICAI). The Steering Committee of The World Congress in Computer Science, Computer Engineering and Applied Computing (WorldCom), 2012.
10. Dirash A R | Dr. S K Manju Bargavi "LSTM Based Sentiment Analysis" Published in International Journal of Trend in Scientific Research and Development (ijtsrd), ISSN: 2456- 6470, June 2021; 5(4): 728-732.
11. P. Hajek, Forecasting Stock Market Trend using Prototype Generation Classifiers, WSEAS Transactions on Systems, 2012; 11(12): 671-80.